

EXTREN® Availability List

STOCKED

NONSTOCKED

Equal Leg Angles	Series 500	Series 525	Series 625
1 x 1/8	S	S	S
1-1/4 x 1/8	N	N	N
1-1/4 x 3/16	S	S	N
1-1/2 x 1/8	N	S	N
1-1/2 x 3/16	N	N	N
1-1/2 x 1/4	S	S	S
2 x 1/8	N	N	N
2 x 3/16	S	S	N
2 x 1/4	S	S	S
3 x 1/4	S	S	S
3 x 3/8	S	S	S
4 x 1/4	S	S	S
4 x 3/8	S	S	S
4 x 1/2	N	S	S
5 x 1/2	N	N	N
6 x 1/4	N	S	N
6 x 3/8	N	N	N
6 x 1/2	S	S	S

Wide Flange Beams	Series 500	Series 525	Series 625
2 x 1/8	N	N	N
3 x 1/4	S	S	N
4 x 1/4	S	S	S
6 x 1/4	S	S	S
6 x 3/8	S	S	S
8 x 3/8	S	S	S
8 x 1/2	N	N	N
10 x 3/8	N	N	N
10 x 1/2	N	N	N
12 x 1/2	N	N	N

Rectangular Tube	Series 500	Series 525	Series 625
2-1/2 x 1-5/8 x 1/8	N	N	N
4 x 1/8 x 2 x 1/4	S	S	N
6-1/2 x 1/4 x 2 x 1/2	N	N	N
7 x 4 x 1/4	N	N	N
9 x 6 x 5/16	N	N	N
9 x 6 x 7/16	N	N	N

Plate	Series 500	Series 525	Series 625
1/8	S	S	S
3/16	S	S	N
1/4	S	S	S
3/8	S	S	N
1/2	S	S	S
5/8	N	N	N
3/4	S	S	N
1	N	S	N

NOTE: USDA approved plate available (non-stocked) in all sizes except 1/4" and 3/8". EXTREN® plate is stocked in 4' x 8' sheets.

Channels	Series 500	Series 525	Series 625
1-1/2 x 1 x 3/16	N	N	N
1-1/2 x 1-1/2 x 1/4	N	S	N
2 x 9/16 x 1/8	S	S	N
2 x 7/8 x 1/4	N	N	N
2-5/8 x 1/8 x 1-1/4 x 3/16	N	N	N
3 x 7/8 x 1/4	S	S	S
3 x 1 x 3/16	N	N	N
3 x 1-1/2 x 1/4	N	N	N
3-1/2 x 1-1/2 x 3/16	N	S	N
4 x 1-1/16 x 1/8	N	N	N
4 x 1-1/8 x 1/4	S	S	N
4 x 1-3/8 x 3/16	N	N	N
5 x 1-3/8 x 1/4	N	N	N
5-1/2 x 1-1/2 x 3/16	N	S	N
6 x 1-5/8 x 1/4	S	S	S
6 x 1-11/16 x 3/8	N	N	N
8 x 2-3/16 x 1/4	N	S	N
8 x 2-3/16 x 3/8	S	S	S
10 x 2-3/4 x 1/2	N	S	S
12 x 3 x 1/2	N	S	N
14 x 3-1/2 x 3/4	N	N	N
18 x 2-3/16 x 3/16	N	N	N
24 x 3 x .260	N	N	N

Square Tube	Series 500	Series 525	Series 625
1 x 1/8	S	S	N
1-1/4 x 1/8	N	N	N
1-1/2 x 1/8	S	S	N
1-1/2 x 1/4	N	N	N
1-3/4 x 1/8	N	N	N
1-3/4 x 1/4	N	N	N
2 x 1/8	S	S	N
2 x 1/4	S	S	S
2-1/2 x 1/4	N	N	N
3 x 1/8	N	N	N
3 x 1/4	S	S	S
3 x 3/8	N	N	N
3-1/2 x 1/4	N	S	S
4 x 1/4	S	S	S
4 x 3/8	N	N	N
6 x 3/8	N	N	N

Round Rod - Thermal Cure ¹	
1/4	S
5/16	S
3/8	S
1/2	S
5/8	S
3/4	S
13/16	N
7/8	N
1	S
1-1/8	N
1-1/4	S
1-1/2	S
2	N

Square Bar - Thermal Cure ¹	
1/2	S
5/8	S
3/4	S
1	S
1-1/4	N
1-1/2	S

¹ Special Composite Design - Not EXTREN® Composites; Thermal cure bars and rods were not designed to be machined.

Round Tube	Series 500	Series 525	Series 625
1 x 1/8	S	S	N
1-1/4 x 1/8	N	N	N
1-1/2 x 1/8	S	S	N
1-1/2 x 1/4	S	S	N
1-3/4 x 1/8	N	N	N
1-3/4 x 1/4	N	S	N
2 x 1/8	N	N	N
2 x 1/4	S	S	N
2-1/2 x 1/4	S	S	N
3 x 1/4	N	N	N
3-1/2 x .140	N	N	N
4 x 1/4	N	N	N
5 x 1/4	N	N	N
6 x 1/8	N	N	N
6 x 1/4	N	N	N

FIBREBOLT® Studs and Nuts	
3/8	S
1/2	S
5/8	S
3/4	S
1	S



NOTE: All FIBREBOLT® is stocked in 4' lengths.







I-Beams	Series 500	Series 525	Series 625
2 x 1 x 1/8	N	N	N
3 x 1-1/2 x 1/4	N	N	N
4 x 2 x 1/4	S	S	S
5-1/2 x 2-1/2 x 1/4	N	S	N
6 x 3 x 1/4	N	N	N
6 x 3 x 3/8	N	N	N
6 x 4 x 1/4	N	N	N
8 x 4 x 3/8	S	S	N
8 x 4 x 1/2	N	N	N
10 x 5 x 3/8	N	N	N
10 x 5 x 1/2	N	N	N
12 x 6 x 1/2	N	N	N
18 x 3/8 x 4-1/2 x 1/2	N	N	N
24 x 3/8 x 7-1/2 x 3/4	N	N	N










NOTES: Unless otherwise noted, all dimensions are in inches.

All EXTREN® Series 500 products can be produced to meet NSF potable water standards in minimum mill run quantities. Only products bearing the NSF logo are certified.

Special Pultruded Shapes

(Not EXTREN® Composite Design)

	PE	PE/FR	VE/FR
Channel 			
3-1/2 x 2 x 7/32	N	N	N
1.875 x .125 x 1.125 x .188*	N		
3.29 x .128 x 1.180 x .190*	N		
3.31 x .135 x 1.187 x .210*	N		
4.0 x .125 x 1.750 x .187*	N		
Corner Post 			
3-1/4 x 1/4	N	N	N
Curb Angle*** 			
1 x 1-1/2 (Stock Gray)	S	S	S
1-1/2 x 1-1/2 (Stock Gray)	S	S	S
2 x 1-1/2 (Stock Gray)	S	S	S
4 x 2-1/4 x 1/4 (Stock Slate Gray)	S	S	S
F-Section 			
5-1/2 x 1 x 1/4	N	N	N
6 x 1-1/2 x 1/4	N	N	N
Flat Strips 			
2 x 3/16	N	S	S
2 x 1/4	N	N	N
3 x 3/16	N	N	N
3 x 1/4	N	S	N
3 x 3/8	N	N	N
3 x 1/2	N	S	N
4 x 1/2	N	N	N
6 x 1/4	N	N	N
Flight Channel 			
5-1/4 x 1/8 x 2-1/2 x 3/16	N		
7-1/8 x 1/8 x 2-1/2 x 3/16	N		

	PE	PE/FR	VE/FR
Fluted Tube 			
1-1/4			S
Rectangular Tubes 			
13 x 8-1/2 x 3/8	N	N	N
15 x 6 x 3/8	N	N	N
16 x 8-1/2 x 3/8	N	N	N
18 x 6 x 3/8	N	N	N
20-5/8 x 6 x 1/4	N	N	N
22-5/8 x 6 x 3/8	N	N	N
Slide Guide 			
2-1/2 x 2-1/4 x 1/4 (Stock White)	N		
Square Tube w/ Rd. Hole 			
1" sq. with 3/4" rd. hole	N	N	N
Stair Riser 			
8 x 1-1/2 x 18	N	N	N
Strut 			
1-5/8 x 1-5/8 x 5/32 (Stock Gray)	N	N	N
Top Rail 			
2 x 1/4 modified rd. tube	N	N	N
Unequal Leg Angles 			
1-3/4 x 1-1/4 x 1/4	N	N	N
Z-Section 			
1-1/4 x 2-1/2 x 1/8	N	N	N

* Standard color - orange

Custom Pultrusions

Strongwell produces custom pultrusions in many shapes and materials for hundreds of customers. The special pultruded shapes listed on this page are only a partial listing of dies owned by Strongwell.

NOTES: Unless otherwise noted, all dimensions are in inches.

All EXTREN® Series 500 products can be produced to meet NSF potable water standards in minimum mill run quantities. Only products bearing the NSF logo are certified.



STRONGWELL

ISO-9001:2008 Quality Certified and ISO-14001:2004 Environmentally Certified Manufacturing Plants

BRISTOL DIVISION*

400 Commonwealth Ave., P. O. Box 580, Bristol, VA 24203-0580 USA
(276) 645-8000 Fax (276) 645-8132

*EXTREN® manufacturing location

CHATFIELD DIVISION

1610 Highway 52 South, Chatfield, MN 55923-9799 USA
(507) 867-3479 Fax (507) 867-4031

www.strongwell.com